

Consumer Confidence Survey- April 2025

[The survey was conducted from April 3 -14, 2025; with 1,528 households surveyed, reported are diffusion indices (DI)[^] except Figure 2]

Consumer inflation expectations continue to ease in April 2025

Fig 1: Diffusion Index of Inflation Expectations

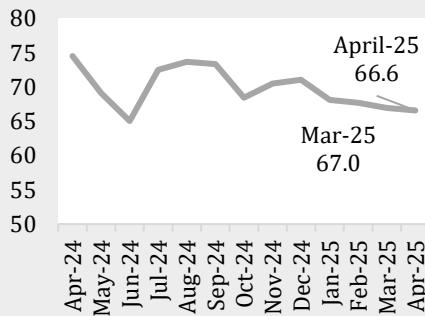


Fig 2: Expected Price of Item currently costing Rs. 100 in next 6 months (5% Trimmed mean)

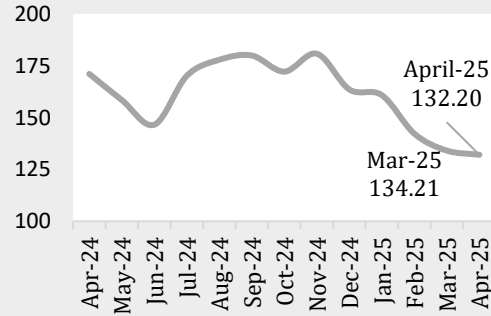
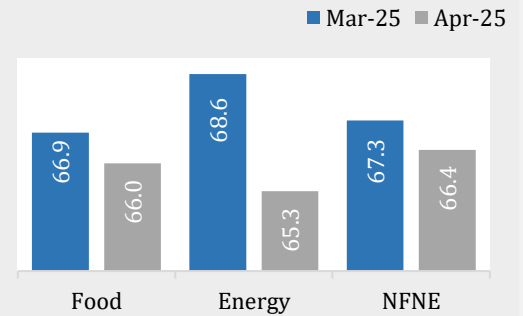


Fig 3: Food, Energy and NFNE



Consumer confidence remained broadly stable at the same level as the previous month.

Fig 4: Consumer Confidence Index

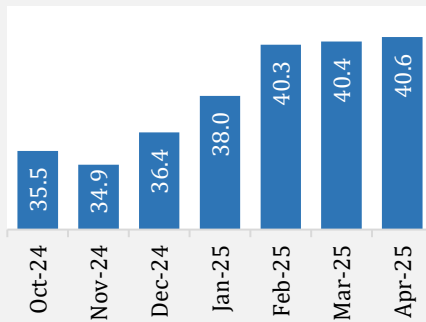


Fig 5: Current and Expected Economic Indices

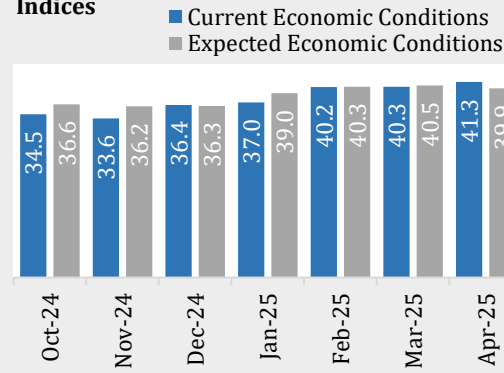
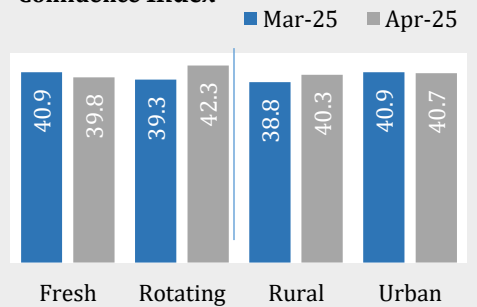


Fig 6: Decomposition of Consumer Confidence Index



Consumer expectations of employment, suitability of time to purchase durable items and expected income has improved.

Fig 7: Expected Unemployment

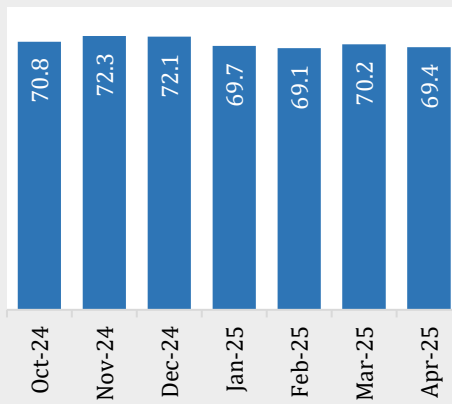


Fig 8: Expected Good Time to Purchase Durable Goods

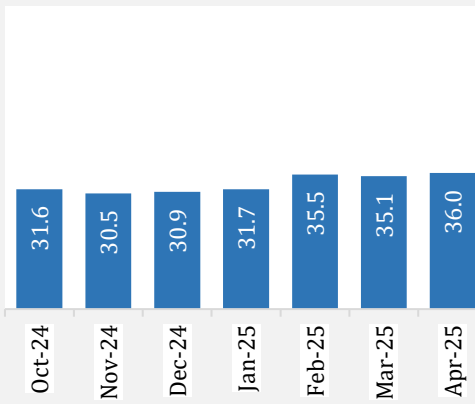
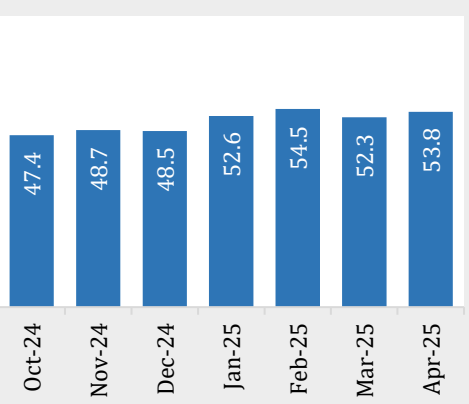


Fig 9: Expected Income



[^]DI > 50 indicates that Positive/Increasing views are more than Negative/Declining views. DI = 50 indicates that Positive/ Increasing views and Negative/ Declining views are equal. DI < 50 indicates that Positive/ Increasing views are less than the Negative/ Declining views. Both current and expected variables are assessed over the past or next six months.

Note: For more details of the survey, visit SBP website: <https://www.sbp.org.pk/research/CCS-d.asp>