



686th Auction of 03-Month Market Treasury Bill
Auction Date 11-Dec-24
Settlement Date 12-Dec-24
Maturity Date 6-Mar-25




Bid No.	Bid Amount Face Value	Bid Price Per Rs. 100	Running Total	Bid Yield Per Annum	Weighted Average Yield per Annum	Amount of Discount	Amount Realized	Discount Amount Cumulative	Amount Realized Cumulative
1	3,000.000	97.4219	3,000.000	11.4989%	11.4989%	77.343	2,922.657	77.343	2,922.657
2	5,132.790	97.4129	8,132.790	11.5401%	11.5249%	132.790	5,000.000	210.133	7,922.657
3	3,000.000	97.4110	11,132.790	11.5488%	11.5314%	77.670	2,922.330	287.803	10,844.987
4	3,000.000	97.4000	14,132.790	11.5992%	11.5458%	78.000	2,922.000	365.803	13,766.987
5	5,133.940	97.3911	19,266.730	11.6400%	11.5709%	133.939	5,000.001	499.743	18,766.987
6	3,000.000	97.3891	22,266.730	11.6491%	11.5814%	78.327	2,921.673	578.070	21,688.660
7	3,000.000	97.3782	25,266.730	11.6991%	11.5954%	78.654	2,921.346	656.724	24,610.006
8	3,000.000	97.3673	28,266.730	11.7490%	11.6117%	78.981	2,921.019	735.705	27,531.025
9	10,000.000	97.3672	38,266.730	11.7495%	11.6477%	263.280	9,736.720	998.985	37,267.745
10	140,000.000	97.3649	178,266.730	11.7600%	11.7359%	3,689.140	136,310.860	4,688.125	173,578.605
11	650.000	97.3584	178,916.730	11.7898%	11.7361%	17.170	632.830	4,705.295	174,211.435
12	3,000.000	97.3564	181,916.730	11.7990%	11.7371%	79.308	2,920.692	4,784.603	177,132.127
13	3,500.000	97.3475	185,416.730	11.8398%	11.7391%	92.838	3,407.163	4,877.441	180,539.289
14	500.000	97.3475	185,916.730	11.8398%	11.7394%	13.263	486.738	4,890.703	181,026.027
15	3,000.000	97.3455	188,916.730	11.8490%	11.7411%	79.635	2,920.365	4,970.338	183,946.392
16	2,500.000	97.3366	191,416.730	11.8898%	11.7430%	66.585	2,433.415	5,036.923	186,379.807
17	5,000.000	97.3359	196,416.730	11.8930%	11.7469%	133.205	4,866.795	5,170.128	191,246.602
18	3,000.000	97.3355	199,416.730	11.8948%	11.7491%	79.935	2,920.065	5,250.063	194,166.667
19	3,000.000	97.3346	202,416.730	11.8990%	11.7513%	79.962	2,920.038	5,330.025	197,086.705
20	15,950.000	97.3344	218,366.730	11.8999%	11.7622%	425.163	15,524.837	5,755.188	212,611.542
21	10,000.000	97.3344	228,366.730	11.8999%	11.7682%	266.560	9,733.440	6,021.748	222,344.982
22	10,000.000	97.3344	238,366.730	11.8999%	11.7737%	266.560	9,733.440	6,288.308	232,078.422
23	5,000.000	97.3344	243,366.730	11.8999%	11.7763%	133.280	4,866.720	6,421.588	236,945.142
24	500.000	97.3344	243,866.730	11.8999%	11.7766%	13.328	486.672	6,434.916	237,431.814
25	5,000.000	97.3294	248,866.730	11.9228%	11.7795%	133.530	4,866.470	6,568.446	242,298.284
26	1,000.000	97.3257	249,866.730	11.9398%	11.7801%	26.743	973.257	6,595.189	243,271.541
27	5,000.000	97.3246	254,866.730	11.9448%	11.7834%	133.770	4,866.230	6,728.959	248,137.771
28	1,000.000	97.3246	255,866.730	11.9448%	11.7840%	26.754	973.246	6,755.713	249,111.017
29	15,000.000	97.3241	270,866.730	11.9471%	11.7930%	401.385	14,598.615	7,157.098	263,709.632
30	3,000.000	97.3237	273,866.730	11.9490%	11.7947%	80.289	2,919.711	7,237.387	266,629.343
31	2,500.000	97.3237	276,366.730	11.9490%	11.7961%	66.908	2,433.093	7,304.295	269,062.435
32	15,000.000	97.3235	291,366.730	11.9499%	11.8040%	401.475	14,598.525	7,705.770	283,660.960
33	500.000	97.3235	291,866.730	11.9499%	11.8043%	13.383	486.618	7,719.152	284,147.578
34	3,000.000	97.3213	294,866.730	11.9600%	11.8059%	80.361	2,919.639	7,799.513	287,067.217
35	1,000.000	97.3159	295,866.730	11.9847%	11.8065%	26.841	973.159	7,826.354	288,040.376
36	80.000	97.3159	295,946.730	11.9847%	11.8065%	2.147	77.853	7,828.502	288,118.228
37	2,500.000	97.3155	298,446.730	11.9866%	11.8080%	67.113	2,432.888	7,895.614	290,551.116
38	5,000.000	97.3148	303,446.730	11.9898%	11.8110%	134.260	4,865.740	8,029.874	295,416.856
39	2,500.000	97.3148	305,946.730	11.9898%	11.8125%	67.130	2,432.870	8,097.004	297,849.726
40	500.000	97.3148	306,446.730	11.9898%	11.8128%	13.426	486.574	8,110.430	298,336.300
41	2,500.000	97.3137	308,946.730	11.9948%	11.8143%	67.158	2,432.843	8,177.588	300,769.142
42	3,000.000	97.3128	311,946.730	11.9990%	11.8160%	80.616	2,919.384	8,258.204	303,688.526
43	5,000.000	97.3126	316,946.730	11.9999%	11.8189%	134.370	4,865.630	8,392.574	308,554.156
44	4,500.000	97.3126	321,446.730	11.9999%	11.8215%	120.933	4,379.067	8,513.507	312,933.223
45	500.000	97.3126	321,946.730	11.9999%	11.8217%	13.437	486.563	8,526.944	313,419.786
46	1,000.000	97.3115	322,946.730	12.0049%	11.8223%	26.885	973.115	8,553.829	314,392.901
47	80.000	97.3115	323,026.730	12.0049%	11.8224%	2.151	77.849	8,555.979	314,470.751

686th Auction of 03-Month Market Treasury Bill
Auction Date 11-Dec-24
Settlement Date 12-Dec-24
Maturity Date 6-Mar-25



Bid No.	Bid Amount Face Value	Bid Price Per Rs. 100	Running Total	Bid Yield Per Annum	Weighted Average Yield per Annum	Amount of Discount	Amount Realized	Discount Amount Cumulative	Amount Realized Cumulative
48	5,000.000	97.3098	328,026.730	12.0127%	11.8253%	134.510	4,865.490	8,690.489	319,336.241
49	2,500.000	97.3072	330,526.730	12.0247%	11.8268%	67.320	2,432.680	8,757.809	321,768.921
50	80.000	97.3071	330,606.730	12.0251%	11.8268%	2.154	77.846	8,759.964	321,846.766
51	10,000.000	97.3028	340,606.730	12.0448%	11.8332%	269.720	9,730.280	9,029.684	331,577.046
52	2,500.000	97.3028	343,106.730	12.0448%	11.8348%	67.430	2,432.570	9,097.114	334,009.616
53	80.000	97.3028	343,186.730	12.0448%	11.8348%	2.158	77.842	9,099.272	334,087.458
54	2,500.000	97.3025	345,686.730	12.0462%	11.8363%	67.438	2,432.563	9,166.709	336,520.021
55	12,600.000	97.3019	358,286.730	12.0490%	11.8438%	339.961	12,260.039	9,506.670	348,780.060
56	5,000.000	97.3017	363,286.730	12.0499%	11.8467%	134.915	4,865.085	9,641.585	353,645.145
57	500.000	97.3017	363,786.730	12.0499%	11.8469%	13.492	486.509	9,655.076	354,131.654
58	2,000.000	97.3006	365,786.730	12.0549%	11.8481%	53.988	1,946.012	9,709.064	356,077.666
59	80.000	97.2984	365,866.730	12.0650%	11.8481%	2.161	77.839	9,711.225	356,155.505
60	2,500.000	97.2963	368,366.730	12.0747%	11.8497%	67.592	2,432.408	9,778.818	358,587.912
61	80.000	97.2941	368,446.730	12.0848%	11.8497%	2.165	77.835	9,780.983	358,665.747
62	2,000.000	97.2935	370,446.730	12.0875%	11.8510%	54.130	1,945.870	9,835.113	360,611.617
63	10,000.000	97.2919	380,446.730	12.0949%	11.8574%	270.810	9,729.190	10,105.923	370,340.807
64	5,000.000	97.2919	385,446.730	12.0949%	11.8605%	135.405	4,864.595	10,241.328	375,205.402
65	1,000.000	97.2919	386,446.730	12.0949%	11.8611%	27.081	972.919	10,268.409	376,178.321
66	12,600.000	97.2910	399,046.730	12.0990%	11.8686%	341.334	12,258.666	10,609.743	388,436.987
67	5,000.000	97.2910	404,046.730	12.0990%	11.8714%	135.450	4,864.550	10,745.193	393,301.537
68	5,000.000	97.2908	409,046.730	12.0999%	11.8742%	135.460	4,864.540	10,880.653	398,166.077
69	5,000.000	97.2908	414,046.730	12.0999%	11.8770%	135.460	4,864.540	11,016.113	403,030.617
70	500.000	97.2908	414,546.730	12.0999%	11.8772%	13.546	486.454	11,029.659	403,517.071
71	500.000	97.2908	415,046.730	12.0999%	11.8775%	13.546	486.454	11,043.205	404,003.525
72	120.000	97.2897	415,166.730	12.1050%	11.8776%	3.252	116.748	11,046.457	404,120.273
73	250.000	97.2880	415,416.730	12.1128%	11.8777%	6.780	243.220	11,053.237	404,363.493
74	2,500.000	97.2854	417,916.730	12.1247%	11.8792%	67.865	2,432.135	11,121.102	406,795.628
75	120.000	97.2854	418,036.730	12.1247%	11.8793%	3.258	116.742	11,124.360	406,912.370
76	500.000	97.2843	418,536.730	12.1298%	11.8796%	13.579	486.422	11,137.938	407,398.792
77	250.000	97.2815	418,786.730	12.1426%	11.8797%	6.796	243.204	11,144.734	407,641.996
78	7,500.000	97.2810	426,286.730	12.1449%	11.8844%	203.925	7,296.075	11,348.659	414,938.071
79	1,000.000	97.2810	427,286.730	12.1449%	11.8850%	27.190	972.810	11,375.849	415,910.881
80	120.000	97.2810	427,406.730	12.1449%	11.8851%	3.263	116.737	11,379.112	416,027.618
81	12,600.000	97.2801	440,006.730	12.1491%	11.8926%	342.707	12,257.293	11,721.819	428,284.911
82	10,000.000	97.2800	450,006.730	12.1495%	11.8983%	272.000	9,728.000	11,993.819	438,012.911
83	5,000.000	97.2799	455,006.730	12.1500%	11.9011%	136.005	4,863.995	12,129.824	442,876.906
84	4,000.000	97.2799	459,006.730	12.1500%	11.9033%	108.804	3,891.196	12,238.628	446,768.102
85	2,000.000	97.2799	461,006.730	12.1500%	11.9043%	54.402	1,945.598	12,293.030	448,713.700
86	500.000	97.2799	461,506.730	12.1500%	11.9046%	13.601	486.400	12,306.631	449,200.099
87	250.000	97.2778	461,756.730	12.1596%	11.9047%	6.805	243.195	12,313.436	449,443.294
88	120.000	97.2766	461,876.730	12.1651%	11.9048%	3.268	116.732	12,316.705	449,560.025
89	250.000	97.2749	462,126.730	12.1729%	11.9050%	6.813	243.187	12,323.517	449,803.213
90	2,500.000	97.2745	464,626.730	12.1748%	11.9064%	68.137	2,431.863	12,391.655	452,235.075
91	120.000	97.2723	464,746.730	12.1849%	11.9065%	3.273	116.727	12,394.928	452,351.802
92	2,500.000	97.2712	467,246.730	12.1899%	11.9080%	68.220	2,431.780	12,463.148	454,783.582
93	250.000	97.2712	467,496.730	12.1899%	11.9081%	6.822	243.178	12,469.970	455,026.760
94	250.000	97.2702	467,746.730	12.1945%	11.9083%	6.824	243.176	12,476.795	455,269.935


686th Auction of 03-Month Market Treasury Bill
Auction Date 11-Dec-24
Settlement Date 12-Dec-24
Maturity Date 6-Mar-25



Bid No.	Bid Amount Face Value	Bid Price Per Rs. 100	Running Total	Bid Yield Per Annum	Weighted Average Yield per Annum	Amount of Discount	Amount Realized	Discount Amount Cumulative	Amount Realized Cumulative
95	10,000.000	97.2701	477,746.730	12.1950%	11.9143%	272.990	9,727.010	12,749.785	464,996.945
96	10,000.000	97.2701	487,746.730	12.1950%	11.9201%	272.990	9,727.010	13,022.775	474,723.955
97	500.000	97.2696	488,246.730	12.1973%	11.9203%	13.652	486.348	13,036.427	475,210.303
98	2,000.000	97.2695	490,246.730	12.1977%	11.9215%	54.610	1,945.390	13,091.037	477,155.693
99	12,600.000	97.2692	502,846.730	12.1991%	11.9284%	344.081	12,255.919	13,435.117	489,411.613
100	4,500.000	97.2691	507,346.730	12.1996%	11.9308%	122.891	4,377.110	13,558.008	493,788.722
101	500.000	97.2691	507,846.730	12.1996%	11.9311%	13.655	486.346	13,571.662	494,275.068
102	3,000.000	97.2690	510,846.730	12.2000%	11.9327%	81.930	2,918.070	13,653.592	497,193.138
103	250.000	97.2684	511,096.730	12.2028%	11.9328%	6.829	243.171	13,660.421	497,436.309
104	120.000	97.2679	511,216.730	12.2051%	11.9329%	3.279	116.721	13,663.700	497,553.030
105	2,500.000	97.2636	513,716.730	12.2248%	11.9343%	68.410	2,431.590	13,732.110	499,984.620
106	100.000	97.2636	513,816.730	12.2248%	11.9343%	2.736	97.264	13,734.846	500,081.884
107	500.000	97.2630	514,316.730	12.2276%	11.9346%	13.685	486.315	13,748.531	500,568.199
108	250.000	97.2619	514,566.730	12.2326%	11.9348%	6.845	243.155	13,755.377	500,811.353
109	5,000.000	97.2617	519,566.730	12.2336%	11.9377%	136.915	4,863.085	13,892.292	505,674.438
110	2,000.000	97.2607	521,566.730	12.2382%	11.9388%	54.786	1,945.214	13,947.078	507,619.652
111	2,500.000	97.2595	524,066.730	12.2437%	11.9403%	68.513	2,431.488	14,015.590	510,051.140
112	250.000	97.2593	524,316.730	12.2446%	11.9404%	6.852	243.148	14,022.442	510,294.288
113	5,000.000	97.2592	529,316.730	12.2450%	11.9433%	137.040	4,862.960	14,159.482	515,157.248
114	100.000	97.2592	529,416.730	12.2450%	11.9433%	2.741	97.259	14,162.223	515,254.507
115	1,000.000	97.2587	530,416.730	12.2473%	11.9439%	27.413	972.587	14,189.636	516,227.094
116	2,500.000	97.2585	532,916.730	12.2483%	11.9453%	68.537	2,431.463	14,258.173	518,658.557
117	12,600.000	97.2584	545,516.730	12.2487%	11.9523%	345.442	12,254.558	14,603.615	530,913.115
118	500.000	97.2582	546,016.730	12.2496%	11.9526%	13.709	486.291	14,617.324	531,399.406
119	5,000.000	97.2581	551,016.730	12.2501%	11.9553%	137.095	4,862.905	14,754.419	536,262.311
120	3,000.000	97.2581	554,016.730	12.2501%	11.9569%	82.257	2,917.743	14,836.676	539,180.054
121	250.000	97.2553	554,266.730	12.2630%	11.9571%	6.862	243.138	14,843.537	539,423.193
122	100.000	97.2549	554,366.730	12.2648%	11.9571%	2.745	97.255	14,846.283	539,520.447
123	2,500.000	97.2527	556,866.730	12.2749%	11.9585%	68.682	2,431.318	14,914.965	541,951.765
124	100.000	97.2505	556,966.730	12.2850%	11.9586%	2.749	97.251	14,917.715	542,049.015
125	2,000.000	97.2496	558,966.730	12.2891%	11.9598%	55.008	1,944.992	14,972.723	543,994.007
126	250.000	97.2488	559,216.730	12.2928%	11.9599%	6.878	243.122	14,979.601	544,237.129
127	7,500.000	97.2484	566,716.730	12.2947%	11.9644%	206.370	7,293.630	15,185.971	551,530.759
128	250.000	97.2484	566,966.730	12.2947%	11.9645%	6.879	243.121	15,192.850	551,773.880
129	5,000.000	97.2483	571,966.730	12.2951%	11.9674%	137.585	4,862.415	15,330.435	556,636.295
130	10,000.000	97.2477	581,966.730	12.2979%	11.9731%	275.230	9,724.770	15,605.665	566,361.065
131	2,000.000	97.2475	583,966.730	12.2988%	11.9742%	55.050	1,944.950	15,660.715	568,306.015
132	15,000.000	97.2472	598,966.730	12.3002%	11.9823%	412.920	14,587.080	16,073.635	582,893.095


686th Auction of 03-Month Market Treasury Bill

Auction Date 11-Dec-24
 Settlement Date 12-Dec-24
 Maturity Date 6-Mar-25



Bid No.	Bid Amount Face Value	Bid Price Per Rs. 100	Running Total	Bid Yield Per Annum	Weighted Average Yield per Annum	Amount of Discount	Amount Realized	Discount Amount Cumulative	Amount Realized Cumulative
133	2,000.000	97.2472	600,966.730	12.3002%	11.9834%	55.056	1,944.944	16,128.691	584,838.039
134	100.000	97.2462	601,066.730	12.3048%	11.9835%	2.754	97.246	16,131.444	584,935.286
135	250.000	97.2423	601,316.730	12.3227%	11.9836%	6.894	243.106	16,138.339	585,178.391
136	2,500.000	97.2418	603,816.730	12.3250%	11.9850%	68.955	2,431.045	16,207.294	587,609.436
137	100.000	97.2418	603,916.730	12.3250%	11.9851%	2.758	97.242	16,210.052	587,706.678
138	2,000.000	97.2387	605,916.730	12.3392%	11.9862%	55.226	1,944.774	16,265.278	589,651.452
139	250.000	97.2376	606,166.730	12.3443%	11.9864%	6.906	243.094	16,272.184	589,894.546
140	7,500.000	97.2375	613,666.730	12.3447%	11.9908%	207.188	7,292.813	16,479.371	597,187.359
141	100.000	97.2375	613,766.730	12.3447%	11.9908%	2.763	97.238	16,482.134	597,284.596
142	2,500.000	97.2365	616,266.730	12.3493%	11.9923%	69.087	2,430.913	16,551.221	599,715.509
143	500.000	97.2364	616,766.730	12.3498%	11.9926%	13.818	486.182	16,565.039	600,201.691
144	250.000	97.2357	617,016.730	12.3530%	11.9927%	6.911	243.089	16,571.950	600,444.780
145	100.000	97.2331	617,116.730	12.3650%	11.9928%	2.767	97.233	16,574.717	600,542.013
146	2,500.000	97.2310	619,616.730	12.3746%	11.9943%	69.225	2,430.775	16,643.942	602,972.788
147	250.000	97.2292	619,866.730	12.3829%	11.9945%	6.927	243.073	16,650.869	603,215.861
148	5,000.000	97.2290	624,866.730	12.3838%	11.9976%	138.550	4,861.450	16,789.419	608,077.311
149	2,000.000	97.2279	626,866.730	12.3889%	11.9988%	55.442	1,944.558	16,844.861	610,021.869
150	10,000.000	97.2266	636,866.730	12.3948%	12.0051%	277.340	9,722.660	17,122.201	619,744.529
151	5,000.000	97.2266	641,866.730	12.3948%	12.0081%	138.670	4,861.330	17,260.871	624,605.859
152	1,000.000	97.2266	642,866.730	12.3948%	12.0087%	27.734	972.266	17,288.605	625,578.125
153	4,500.000	97.2255	647,366.730	12.3999%	12.0114%	124.853	4,375.148	17,413.457	629,953.273
154	2,500.000	97.2201	649,866.730	12.4247%	12.0130%	69.498	2,430.503	17,482.955	632,383.775
155	2,000.000	97.2170	651,866.730	12.4390%	12.0143%	55.660	1,944.340	17,538.615	634,328.115
156	10,000.000	97.2157	661,866.730	12.4450%	12.0208%	278.430	9,721.570	17,817.045	644,049.685
157	1,000.000	97.2157	662,866.730	12.4450%	12.0215%	27.843	972.157	17,844.888	645,021.842
158	7,500.000	97.2094	670,366.730	12.4739%	12.0265%	209.295	7,290.705	18,054.183	652,312.547
159	5,000.000	97.2092	675,366.730	12.4748%	12.0298%	139.540	4,860.460	18,193.723	657,173.007
160	2,000.000	97.2061	677,366.730	12.4891%	12.0312%	55.878	1,944.122	18,249.601	659,117.129
161	12,500.000	97.2049	689,866.730	12.4946%	12.0396%	349.388	12,150.613	18,598.988	671,267.742
162	1,000.000	97.2048	690,866.730	12.4951%	12.0402%	27.952	972.048	18,626.940	672,239.790
163	10,000.000	97.2041	700,866.730	12.4983%	12.0468%	279.590	9,720.410	18,906.530	681,960.200
164	2,500.000	97.2040	703,366.730	12.4988%	12.0484%	69.900	2,430.100	18,976.430	684,390.300
165	1,000.000	97.2005	704,366.730	12.5148%	12.0491%	27.995	972.005	19,004.425	685,362.305
166	500.000	97.1961	704,866.730	12.5351%	12.0494%	14.020	485.981	19,018.445	685,848.285
167	500.000	97.1918	705,366.730	12.5549%	12.0498%	14.041	485.959	19,032.486	686,334.244
168	500.000	97.1874	705,866.730	12.5751%	12.0501%	14.063	485.937	19,046.549	686,820.181
169	2,000.000	97.1844	707,866.730	12.5889%	12.0517%	56.312	1,943.688	19,102.861	688,763.869
170	500.000	97.1831	708,366.730	12.5949%	12.0520%	14.085	485.916	19,116.945	689,249.785
171	1,000.000	97.1820	709,366.730	12.5999%	12.0528%	28.180	971.820	19,145.125	690,221.605
172	500.000	97.1787	709,866.730	12.6151%	12.0532%	14.107	485.894	19,159.232	690,707.498
173	2,000.000	97.1755	711,866.730	12.6299%	12.0548%	56.490	1,943.510	19,215.722	692,651.008
174	500.000	97.1744	712,366.730	12.6349%	12.0552%	14.128	485.872	19,229.850	693,136.880
175	2,000.000	97.1735	714,366.730	12.6391%	12.0569%	56.530	1,943.470	19,286.380	695,080.350
176	5,000.000	97.1712	719,366.730	12.6496%	12.0610%	141.440	4,858.560	19,427.820	699,938.910
177	2,000.000	97.1711	721,366.730	12.6501%	12.0626%	56.578	1,943.422	19,484.398	701,882.332
178	1,000.000	97.1711	722,366.730	12.6501%	12.0634%	28.289	971.711	19,512.687	702,854.043
179	500.000	97.1700	722,866.730	12.6552%	12.0638%	14.150	485.850	19,526.837	703,339.893

686th Auction of 03-Month Market Treasury Bill
Auction Date 11-Dec-24
Settlement Date 12-Dec-24
Maturity Date 6-Mar-25



Bid No.	Bid Amount Face Value	Bid Price Per Rs. 100	Running Total	Bid Yield Per Annum	Weighted Average Yield per Annum	Amount of Discount	Amount Realized	Discount Amount Cumulative	Amount Realized Cumulative
180	2,000.000	97.1668	724,866.730	12.6699%	12.0655%	56.664	1,943.336	19,583.501	705,283.229
181	500.000	97.1657	725,366.730	12.6750%	12.0659%	14.172	485.829	19,597.672	705,769.058
182	2,000.000	97.1646	727,366.730	12.6800%	12.0676%	56.708	1,943.292	19,654.380	707,712.350
183	2,000.000	97.1626	729,366.730	12.6892%	12.0693%	56.748	1,943.252	19,711.128	709,655.602
184	2,000.000	97.1624	731,366.730	12.6901%	12.0710%	56.752	1,943.248	19,767.880	711,598.850
185	500.000	97.1613	731,866.730	12.6952%	12.0715%	14.194	485.807	19,782.074	712,084.656
186	500.000	97.1570	732,366.730	12.7150%	12.0719%	14.215	485.785	19,796.289	712,570.441
187	2,500.000	97.1537	734,866.730	12.7302%	12.0741%	71.158	2,428.843	19,867.446	714,999.284
188	12,500.000	97.1529	747,366.730	12.7339%	12.0852%	355.888	12,144.113	20,223.334	727,143.396
189	500.000	97.1527	747,866.730	12.7348%	12.0856%	14.237	485.764	20,237.570	727,629.160
190	2,000.000	97.1518	749,866.730	12.7389%	12.0873%	56.964	1,943.036	20,294.534	729,572.196
191	10,000.000	97.1497	759,866.730	12.7486%	12.0960%	285.030	9,714.970	20,579.564	739,287.166
192	2,500.000	97.1494	762,366.730	12.7500%	12.0982%	71.265	2,428.735	20,650.829	741,715.901
193	1,500.000	97.1429	763,866.730	12.7799%	12.0995%	42.857	1,457.144	20,693.686	743,173.044
194	2,000.000	97.1385	765,866.730	12.8002%	12.1014%	57.230	1,942.770	20,750.916	745,115.814
195	12,500.000	97.1225	778,366.730	12.8739%	12.1138%	359.688	12,140.313	21,110.603	757,256.127
196	2,000.000	97.1169	780,366.730	12.8997%	12.1158%	57.662	1,942.338	21,168.265	759,198.465
197	1,000.000	97.1168	781,366.730	12.9001%	12.1168%	28.832	971.168	21,197.097	760,169.633
198	1,000.000	97.1060	782,366.730	12.9499%	12.1178%	28.940	971.060	21,226.037	761,140.693
199	1,000.000	97.0951	783,366.730	13.0001%	12.1190%	29.049	970.951	21,255.086	762,111.644
200	5,000.000	97.0626	788,366.730	13.1500%	12.1255%	146.870	4,853.130	21,401.956	766,964.774
201	5,000.000	97.0409	793,366.730	13.2501%	12.1326%	147.955	4,852.045	21,549.911	771,816.819
Total	793,366.730	-	-			21,549.911	771,816.819	-	-

686th

Auction of 06-Month Market Treasury Bill

Auction Date 11-Dec-24
 Settlement Date 12-Dec-24
 Maturity Date 12-Jun-25

6M

Bid No.	Bid Amount Face Value	Bid Price Per Rs. 100	Running Total	Bid Yield Per Annum	Weighted Average Yield per Annum	Amount of Discount	Amount Realized	Discount Amount Cumulative	Amount Realized Cumulative
1	5,287.710	94.5589	5,287.710	11.5400%	11.5400%	287.710	5,000.000	287.710	5,000.000
2	5,290.205	94.5143	10,577.915	11.6401%	11.5901%	290.205	5,000.000	577.914	10,000.001
3	1,000.000	94.4120	11,577.915	11.8700%	11.6142%	55.880	944.120	633.794	10,944.121
4	5,000.000	94.4010	16,577.915	11.8948%	11.6988%	279.950	4,720.050	913.744	15,664.171
5	1,000.000	94.3991	17,577.915	11.8990%	11.7102%	56.009	943.991	969.753	16,608.162
6	5,000.000	94.3987	22,577.915	11.8999%	11.7522%	280.065	4,719.935	1,249.818	21,328.097
7	4,000.000	94.3987	26,577.915	11.8999%	11.7745%	224.052	3,775.948	1,473.870	25,104.045
8	530.000	94.3987	27,107.915	11.8999%	11.7769%	29.687	500.313	1,503.557	25,604.358
9	500.000	94.3986	27,607.915	11.9002%	11.7791%	28.007	471.993	1,531.564	26,076.351
10	1,000.000	94.3858	28,607.915	11.9290%	11.7844%	56.142	943.858	1,587.706	27,020.209
11	3,000.000	94.3793	31,607.915	11.9436%	11.7995%	168.621	2,831.379	1,756.327	29,851.588
12	4,000.000	94.3787	35,607.915	11.9449%	11.8158%	224.852	3,775.148	1,981.179	33,626.736
13	5,000.000	94.3765	40,607.915	11.9499%	11.8323%	281.175	4,718.825	2,262.354	38,345.561
14	2,000.000	94.3765	42,607.915	11.9499%	11.8379%	112.470	1,887.530	2,374.824	40,233.091
15	500.000	94.3764	43,107.915	11.9501%	11.8392%	28.118	471.882	2,402.942	40,704.973
16	5,000.000	94.3699	48,107.915	11.9648%	11.8522%	281.505	4,718.495	2,684.447	45,423.468
17	3,000.000	94.3599	51,107.915	11.9873%	11.8601%	169.203	2,830.797	2,853.650	48,254.265
18	2,500.000	94.3591	53,607.915	11.9891%	11.8662%	141.023	2,358.978	2,994.673	50,613.242
19	1,500.000	94.3567	55,107.915	11.9945%	11.8697%	84.649	1,415.351	3,079.322	52,028.593
20	3,000.000	94.3565	58,107.915	11.9949%	11.8761%	169.305	2,830.695	3,248.627	54,859.288
21	15,000.000	94.3556	73,107.915	11.9970%	11.9009%	846.660	14,153.340	4,095.287	69,012.628
22	25,000.000	94.3545	98,107.915	11.9994%	11.9260%	1,411.375	23,588.625	5,506.662	92,601.253
23	5,000.000	94.3543	103,107.915	11.9999%	11.9296%	282.285	4,717.715	5,788.947	97,318.968
24	2,000.000	94.3543	105,107.915	11.9999%	11.9309%	112.914	1,887.086	5,901.861	99,206.054
25	500.000	94.3543	105,607.915	11.9999%	11.9313%	28.229	471.772	5,930.090	99,677.825
26	10.000	94.3543	105,617.915	11.9999%	11.9313%	0.565	9.435	5,930.654	99,687.261
27	3,000.000	94.3393	108,617.915	12.0337%	11.9341%	169.821	2,830.179	6,100.475	102,517.440
28	1,500.000	94.3345	110,117.915	12.0445%	11.9356%	84.982	1,415.018	6,185.458	103,932.457
29	2,000.000	94.3343	112,117.915	12.0450%	11.9376%	113.314	1,886.686	6,298.772	105,819.143
30	5,000.000	94.3325	117,117.915	12.0490%	11.9423%	283.375	4,716.625	6,582.147	110,535.768
31	2,000.000	94.3321	119,117.915	12.0499%	11.9441%	113.358	1,886.642	6,695.505	112,422.410
32	300.000	94.3188	119,417.915	12.0799%	11.9445%	17.044	282.956	6,712.548	112,705.367
33	5,000.000	94.3166	124,417.915	12.0849%	11.9501%	284.170	4,715.830	6,996.718	117,421.197
34	3,000.000	94.3159	127,417.915	12.0864%	11.9533%	170.523	2,829.477	7,167.241	120,250.674
35	500.000	94.3144	127,917.915	12.0898%	11.9539%	28.428	471.572	7,195.669	120,722.246
36	2,500.000	94.3143	130,417.915	12.0900%	11.9565%	142.143	2,357.858	7,337.812	123,080.103
37	1,500.000	94.3124	131,917.915	12.0943%	11.9580%	85.314	1,414.686	7,423.126	124,494.789
38	250.000	94.3123	132,167.915	12.0946%	11.9583%	14.219	235.781	7,437.345	124,730.570
39	2,000.000	94.3121	134,167.915	12.0950%	11.9603%	113.758	1,886.242	7,551.103	126,616.812
40	5,000.000	94.3100	139,167.915	12.0997%	11.9653%	284.500	4,715.500	7,835.603	131,332.312
41	5,000.000	94.3099	144,167.915	12.1000%	11.9700%	284.505	4,715.495	8,120.108	136,047.807
42	1,500.000	94.3099	145,667.915	12.1000%	11.9713%	85.352	1,414.649	8,205.460	137,462.455
43	500.000	94.3099	146,167.915	12.1000%	11.9718%	28.451	471.550	8,233.910	137,934.005
44	300.000	94.2966	146,467.915	12.1300%	11.9721%	17.110	282.890	8,251.020	138,216.895

686th

Auction of 06-Month Market Treasury Bill

Auction Date 11-Dec-24
Settlement Date 12-Dec-24
Maturity Date 12-Jun-25

6M

Bid No.	Bid Amount Face Value	Bid Price Per Rs. 100	Running Total	Bid Yield Per Annum	Weighted Average Yield per Annum	Amount of Discount	Amount Realized	Discount Amount Cumulative	Amount Realized Cumulative
45	1,500.000	94.2902	147,967.915	12.1444%	11.9739%	85.647	1,414.353	8,336.667	139,631.248
46	5,000.000	94.2900	152,967.915	12.1448%	11.9794%	285.500	4,714.500	8,622.167	144,345.748
47	1,000.000	94.2900	153,967.915	12.1448%	11.9805%	57.100	942.900	8,679.267	145,288.648
48	3,000.000	94.2899	156,967.915	12.1451%	11.9837%	171.303	2,828.697	8,850.570	148,117.345
49	500.000	94.2878	157,467.915	12.1498%	11.9842%	28.561	471.439	8,879.131	148,588.784
50	1,000.000	94.2877	158,467.915	12.1500%	11.9852%	57.123	942.877	8,936.254	149,531.661
51	500.000	94.2877	158,967.915	12.1500%	11.9858%	28.562	471.439	8,964.816	150,003.099
52	500.000	94.2877	159,467.915	12.1500%	11.9863%	28.562	471.439	8,993.377	150,474.538
53	2,500.000	94.2744	161,967.915	12.1800%	11.9893%	143.140	2,356.860	9,136.517	152,831.398
54	300.000	94.2744	162,267.915	12.1800%	11.9896%	17.177	282.823	9,153.694	153,114.221
55	5,000.000	94.2701	167,267.915	12.1897%	11.9956%	286.495	4,713.505	9,440.189	157,827.726
56	500.000	94.2700	167,767.915	12.1900%	11.9962%	28.650	471.350	9,468.839	158,299.076
57	5,000.000	94.2680	172,767.915	12.1945%	12.0019%	286.600	4,713.400	9,755.439	163,012.476
58	1,500.000	94.2680	174,267.915	12.1945%	12.0036%	85.980	1,414.020	9,841.419	164,426.496
59	250.000	94.2680	174,517.915	12.1945%	12.0038%	14.330	235.670	9,855.749	164,662.166
60	500.000	94.2657	175,017.915	12.1997%	12.0044%	28.672	471.329	9,884.421	165,133.494
61	500.000	94.2656	175,517.915	12.1999%	12.0050%	28.672	471.328	9,913.093	165,604.822
62	250.000	94.2634	175,767.915	12.2049%	12.0052%	14.342	235.659	9,927.434	165,840.481
63	300.000	94.2567	176,067.915	12.2200%	12.0056%	17.230	282.770	9,944.664	166,123.251
64	500.000	94.2524	176,567.915	12.2297%	12.0062%	28.738	471.262	9,973.402	166,594.513
65	7,500.000	94.2523	184,067.915	12.2299%	12.0154%	431.078	7,068.923	10,404.480	173,663.435
66	2,500.000	94.2523	186,567.915	12.2299%	12.0182%	143.693	2,356.308	10,548.172	176,019.743
67	250.000	94.2501	186,817.915	12.2349%	12.0185%	14.375	235.625	10,562.547	176,255.368
68	5,000.000	94.2486	191,817.915	12.2383%	12.0243%	287.570	4,712.430	10,850.117	180,967.798
69	1,500.000	94.2459	193,317.915	12.2444%	12.0260%	86.311	1,413.689	10,936.428	182,381.487
70	5,000.000	94.2457	198,317.915	12.2448%	12.0315%	287.715	4,712.285	11,224.143	187,093.772
71	3,000.000	94.2456	201,317.915	12.2450%	12.0347%	172.632	2,827.368	11,396.775	189,921.140
72	10,000.000	94.2445	211,317.915	12.2475%	12.0447%	575.550	9,424.450	11,972.325	199,345.590
73	5,000.000	94.2435	216,317.915	12.2498%	12.0495%	287.825	4,712.175	12,260.150	204,057.765
74	5,000.000	94.2435	221,317.915	12.2498%	12.0540%	287.825	4,712.175	12,547.975	208,769.940
75	500.000	94.2435	221,817.915	12.2498%	12.0544%	28.783	471.218	12,576.758	209,241.157
76	1,000.000	94.2434	222,817.915	12.2500%	12.0553%	57.566	942.434	12,634.324	210,183.591
77	200.000	94.2390	223,017.915	12.2599%	12.0555%	11.522	188.478	12,645.846	210,372.069
78	250.000	94.2369	223,267.915	12.2647%	12.0557%	14.408	235.592	12,660.254	210,607.661
79	500.000	94.2347	223,767.915	12.2697%	12.0562%	28.827	471.174	12,689.080	211,078.835
80	500.000	94.2303	224,267.915	12.2796%	12.0567%	28.849	471.152	12,717.929	211,549.986
81	1,500.000	94.2237	225,767.915	12.2945%	12.0583%	86.645	1,413.356	12,804.573	212,963.342
82	1,000.000	94.2237	226,767.915	12.2945%	12.0593%	57.763	942.237	12,862.336	213,905.579
83	250.000	94.2236	227,017.915	12.2947%	12.0596%	14.441	235.559	12,876.777	214,141.138
84	500.000	94.2214	227,517.915	12.2997%	12.0601%	28.893	471.107	12,905.670	214,612.245
85	1,500.000	94.2213	229,017.915	12.2999%	12.0617%	86.681	1,413.320	12,992.351	216,025.564
86	1,000.000	94.2213	230,017.915	12.2999%	12.0627%	57.787	942.213	13,050.138	216,967.777
87	500.000	94.2125	230,517.915	12.3198%	12.0633%	28.938	471.063	13,079.075	217,438.840
88	250.000	94.2103	230,767.915	12.3248%	12.0636%	14.474	235.526	13,093.549	217,674.366

686th

Auction of 06-Month Market Treasury Bill


Auction Date 11-Dec-24
 Settlement Date 12-Dec-24
 Maturity Date 12-Jun-25

6M

Bid No.	Bid Amount Face Value	Bid Price Per Rs. 100	Running Total	Bid Yield Per Annum	Weighted Average Yield per Annum	Amount of Discount	Amount Realized	Discount Amount Cumulative	Amount Realized Cumulative
89	2,000.000	94.2080	232,767.915	12.3300%	12.0659%	115.840	1,884.160	13,209.389	219,558.526
90	500.000	94.2037	233,267.915	12.3397%	12.0664%	28.982	471.019	13,238.371	220,029.544
91	1,500.000	94.2016	234,767.915	12.3444%	12.0682%	86.976	1,413.024	13,325.347	221,442.568
92	1,000.000	94.1991	235,767.915	12.3501%	12.0694%	58.009	941.991	13,383.356	222,384.559
93	250.000	94.1970	236,017.915	12.3548%	12.0697%	14.508	235.493	13,397.863	222,620.052
94	5,000.000	94.1842	241,017.915	12.3838%	12.0762%	290.790	4,709.210	13,688.653	227,329.262
95	250.000	94.1837	241,267.915	12.3849%	12.0766%	14.541	235.459	13,703.194	227,564.721
96	5,000.000	94.1814	246,267.915	12.3901%	12.0829%	290.930	4,709.070	13,994.124	232,273.791
97	10,000.000	94.1795	256,267.915	12.3944%	12.0951%	582.050	9,417.950	14,576.174	241,691.741
98	5,000.000	94.1792	261,267.915	12.3951%	12.1008%	291.040	4,708.960	14,867.214	246,400.701
99	1,500.000	94.1780	262,767.915	12.3978%	12.1025%	87.330	1,412.670	14,954.544	247,813.371
100	500.000	94.1770	263,267.915	12.4000%	12.1031%	29.115	470.885	14,983.659	248,284.256
101	250.000	94.1705	263,517.915	12.4147%	12.1034%	14.574	235.426	14,998.233	248,519.682
102	2,000.000	94.1638	265,517.915	12.4299%	12.1058%	116.724	1,883.276	15,114.957	250,402.958
103	250.000	94.1572	265,767.915	12.4448%	12.1061%	14.607	235.393	15,129.564	250,638.351
104	500.000	94.1549	266,267.915	12.4500%	12.1068%	29.226	470.775	15,158.789	251,109.126
105	5,000.000	94.1444	271,267.915	12.4738%	12.1136%	292.780	4,707.220	15,451.569	255,816.346
106	250.000	94.1440	271,517.915	12.4747%	12.1139%	14.640	235.360	15,466.209	256,051.706
107	5,000.000	94.1372	276,517.915	12.4901%	12.1207%	293.140	4,706.860	15,759.349	260,758.566
108	250.000	94.1372	276,767.915	12.4901%	12.1210%	14.657	235.343	15,774.006	260,993.909
109	5,000.000	94.1350	281,767.915	12.4951%	12.1277%	293.250	4,706.750	16,067.256	265,700.659
110	10,000.000	94.1339	291,767.915	12.4976%	12.1403%	586.610	9,413.390	16,653.866	275,114.049
111	15,000.000	94.1328	306,767.915	12.5000%	12.1579%	880.080	14,119.920	17,533.946	289,233.969
112	1,000.000	94.1328	307,767.915	12.5000%	12.1590%	58.672	941.328	17,592.618	290,175.297
113	500.000	94.1328	308,267.915	12.5000%	12.1596%	29.336	470.664	17,621.954	290,645.961
114	2,000.000	94.1196	310,267.915	12.5299%	12.1620%	117.608	1,882.392	17,739.562	292,528.353
115	500.000	94.1107	310,767.915	12.5501%	12.1626%	29.447	470.554	17,769.009	292,998.906
116	5,000.000	94.0931	315,767.915	12.5899%	12.1694%	295.345	4,704.655	18,064.354	297,703.561
117	500.000	94.0887	316,267.915	12.5999%	12.1701%	29.557	470.444	18,093.910	298,174.005
118	2,000.000	94.0754	318,267.915	12.6300%	12.1729%	118.492	1,881.508	18,212.402	300,055.513
119	500.000	94.0666	318,767.915	12.6500%	12.1737%	29.667	470.333	18,242.069	300,525.846
120	500.000	94.0445	319,267.915	12.7001%	12.1745%	29.778	470.223	18,271.847	300,996.068
121	2,000.000	94.0313	321,267.915	12.7300%	12.1780%	119.374	1,880.626	18,391.221	302,876.694
122	7,500.000	94.0297	328,767.915	12.7336%	12.1907%	447.773	7,052.228	18,838.993	309,928.922
123	10,000.000	94.0230	338,767.915	12.7488%	12.2071%	597.700	9,402.300	19,436.693	319,331.222
124	500.000	94.0225	339,267.915	12.7500%	12.2079%	29.888	470.113	19,466.581	319,801.334
125	250.000	94.0225	339,517.915	12.7500%	12.2083%	14.944	235.056	19,481.525	320,036.390
126	500.000	94.0005	340,017.915	12.7999%	12.2092%	29.998	470.003	19,511.522	320,506.393
127	125.000	93.9920	340,142.915	12.8192%	12.2094%	7.510	117.490	19,519.032	320,623.883
128	12,500.000	93.9680	352,642.915	12.8737%	12.2330%	754.000	11,746.000	20,273.032	332,369.883
129	5,000.000	93.9168	357,642.915	12.9900%	12.2436%	304.160	4,695.840	20,577.192	337,065.723
130	4,000.000	93.8904	361,642.915	13.0501%	12.2525%	244.384	3,755.616	20,821.576	340,821.339
131	10,000.000	93.8026	371,642.915	13.2500%	12.2793%	619.740	9,380.260	21,441.316	350,201.599
Total	371,642.915	-	-			21,441.316	350,201.599	-	-

686th Auction of 12-Month Market Treasury Bill


Auction Date 11-Dec-24
 Settlement Date 12-Dec-24
 Maturity Date 11-Dec-25



Bid No.	Bid Amount Face Value	Bid Price Per Rs. 100	Running Total	Bid Yield Per Annum	Weighted Average Yield per Annum	Amount of Discount	Amount Realized	Discount Amount Cumulative	Amount Realized Cumulative
1	16,704.000	89.7998	16,704.000	11.3900%	11.3900%	1,703.841	15,000.159	1,703.841	15,000.159
2	3,000.000	89.7918	19,704.000	11.4000%	11.3915%	306.246	2,693.754	2,010.087	17,693.913
3	16,712.000	89.7596	36,416.000	11.4400%	11.4138%	1,711.376	15,000.624	3,721.463	32,694.537
4	21,000.000	89.7518	57,416.000	11.4497%	11.4269%	2,152.122	18,847.878	5,873.585	51,542.415
5	3,730.000	89.7516	61,146.000	11.4500%	11.4284%	382.265	3,347.735	6,255.850	54,890.150
6	21,000.000	89.7116	82,146.000	11.4998%	11.4466%	2,160.564	18,839.436	8,416.414	73,729.586
7	3,000.000	89.7114	85,146.000	11.5001%	11.4485%	308.658	2,691.342	8,725.072	76,420.928
8	3,000.000	89.6713	88,146.000	11.5500%	11.4520%	309.861	2,690.139	9,034.933	79,111.067
9	11,156.000	89.6393	99,302.000	11.5900%	11.4675%	1,155.840	10,000.160	10,190.773	89,111.227
10	500.000	89.6312	99,802.000	11.6001%	11.4681%	51.844	448.156	10,242.617	89,559.383
11	500.000	89.5512	100,302.000	11.7000%	11.4693%	52.244	447.756	10,294.861	90,007.139
12	500.000	89.5512	100,802.000	11.7000%	11.4704%	52.244	447.756	10,347.105	90,454.895
13	9,000.000	89.5200	109,802.000	11.7390%	11.4924%	943.200	8,056.800	11,290.305	98,511.695
14	2,000.000	89.5200	111,802.000	11.7390%	11.4969%	209.600	1,790.400	11,499.905	100,302.095
15	2,500.000	89.5192	114,302.000	11.7400%	11.5022%	262.020	2,237.980	11,761.925	102,540.075
16	1,000.000	89.5120	115,302.000	11.7491%	11.5043%	104.880	895.120	11,866.805	103,435.195
17	500.000	89.5113	115,802.000	11.7499%	11.5054%	52.444	447.557	11,919.249	103,882.751
18	500.000	89.5112	116,302.000	11.7501%	11.5064%	52.444	447.556	11,971.693	104,330.307
19	3,000.000	89.4793	119,302.000	11.7900%	11.5136%	315.621	2,684.379	12,287.314	107,014.686
20	1,000.000	89.4721	120,302.000	11.7990%	11.5159%	105.279	894.721	12,392.593	107,909.407
21	2,500.000	89.4713	122,802.000	11.8000%	11.5217%	263.218	2,236.783	12,655.810	110,146.190
22	100.500	89.4713	122,902.500	11.8000%	11.5219%	10.581	89.919	12,666.391	110,236.109
23	80.200	89.4713	122,982.700	11.8000%	11.5221%	8.444	71.756	12,674.835	110,307.865
24	2,000.000	89.4580	124,982.700	11.8167%	11.5268%	210.840	1,789.160	12,885.675	112,097.025
25	800.000	89.4356	125,782.700	11.8447%	11.5289%	84.515	715.485	12,970.191	112,812.509
26	2,000.000	89.4350	127,782.700	11.8455%	11.5338%	211.300	1,788.700	13,181.491	114,601.209
27	11,181.000	89.4314	138,963.700	11.8500%	11.5593%	1,181.675	9,999.325	14,363.166	124,600.534
28	1,000.000	89.4314	139,963.700	11.8500%	11.5613%	105.686	894.314	14,468.852	125,494.848
29	700.000	89.4196	140,663.700	11.8648%	11.5628%	74.063	625.937	14,542.915	126,120.785
30	1,100.000	89.4155	141,763.700	11.8700%	11.5652%	116.430	983.571	14,659.344	127,104.356
31	2,500.000	89.4075	144,263.700	11.8800%	11.5707%	264.813	2,235.188	14,924.157	129,339.543
32	700.000	89.4037	144,963.700	11.8848%	11.5722%	74.174	625.826	14,998.331	129,965.369
33	3,000.000	89.3995	147,963.700	11.8900%	11.5786%	318.015	2,681.985	15,316.346	132,647.354
34	3,000.000	89.3995	150,963.700	11.8900%	11.5848%	318.015	2,681.985	15,634.361	135,329.339
35	1,100.000	89.3995	152,063.700	11.8900%	11.5870%	116.606	983.395	15,750.966	136,312.734
36	5,000.000	89.3959	157,063.700	11.8945%	11.5968%	530.205	4,469.795	16,281.171	140,782.529
37	2,000.000	89.3950	159,063.700	11.8957%	11.6006%	212.100	1,787.900	16,493.271	142,570.429
38	15,000.000	89.3939	174,063.700	11.8971%	11.6261%	1,590.915	13,409.085	18,084.186	155,979.514
39	3,000.000	89.3916	177,063.700	11.8999%	11.6308%	318.252	2,681.748	18,402.438	158,661.262
40	25,000.000	89.3915	202,063.700	11.9001%	11.6641%	2,652.125	22,347.875	21,054.563	181,009.137
41	11,282.000	89.3915	213,345.700	11.9001%	11.6766%	1,196.851	10,085.149	22,251.414	191,094.286
42	11,186.750	89.3915	224,532.450	11.9001%	11.6877%	1,186.746	10,000.004	23,438.161	201,094.289
43	2,790.000	89.3915	227,322.450	11.9001%	11.6903%	295.977	2,494.023	23,734.138	203,588.312
44	700.000	89.3877	228,022.450	11.9048%	11.6910%	74.286	625.714	23,808.424	204,214.026
45	2,000.000	89.3844	230,022.450	11.9090%	11.6929%	212.312	1,787.688	24,020.736	206,001.714
46	1,100.000	89.3836	231,122.450	11.9100%	11.6939%	116.780	983.220	24,137.516	206,984.934
47	700.000	89.3718	231,822.450	11.9248%	11.6946%	74.397	625.603	24,211.914	207,610.536

686th Auction of 12-Month Market Treasury Bill


Auction Date 11-Dec-24
 Settlement Date 12-Dec-24
 Maturity Date 11-Dec-25



Bid No.	Bid Amount Face Value	Bid Price Per Rs. 100	Running Total	Bid Yield Per Annum	Weighted Average Yield per Annum	Amount of Discount	Amount Realized	Discount Amount Cumulative	Amount Realized Cumulative
48	2,000.000	89.3684	233,822.450	11.9291%	11.6966%	212.632	1,787.368	24,424.546	209,397.904
49	1,100.000	89.3676	234,922.450	11.9301%	11.6977%	116.956	983.044	24,541.502	210,380.948
50	3,000.000	89.3597	237,922.450	11.9400%	11.7007%	319.209	2,680.791	24,860.711	213,061.739
51	2,500.000	89.3597	240,422.450	11.9400%	11.7032%	266.008	2,233.993	25,126.718	215,295.732
52	2,000.000	89.3597	242,422.450	11.9400%	11.7052%	212.806	1,787.194	25,339.524	217,082.926
53	1,500.000	89.3595	243,922.450	11.9402%	11.7066%	159.608	1,340.393	25,499.132	218,423.318
54	790.000	89.3559	244,712.450	11.9448%	11.7074%	84.088	705.912	25,583.220	219,129.230
55	5,000.000	89.3558	249,712.450	11.9449%	11.7122%	532.210	4,467.790	26,115.430	223,597.020
56	3,000.000	89.3557	252,712.450	11.9450%	11.7149%	319.329	2,680.671	26,434.759	226,277.691
57	2,000.000	89.3550	254,712.450	11.9459%	11.7167%	212.900	1,787.100	26,647.659	228,064.791
58	2,000.000	89.3525	256,712.450	11.9490%	11.7185%	212.950	1,787.050	26,860.609	229,851.841
59	25,000.000	89.3517	281,712.450	11.9500%	11.7391%	2,662.075	22,337.925	29,522.684	252,189.766
60	11,191.000	89.3517	292,903.450	11.9500%	11.7471%	1,191.651	9,999.349	30,714.336	262,189.114
61	1,100.000	89.3517	294,003.450	11.9500%	11.7479%	117.131	982.869	30,831.467	263,171.983
62	2,000.000	89.3366	296,003.450	11.9690%	11.7494%	213.268	1,786.732	31,044.735	264,958.715
63	4,000.000	89.3329	300,003.450	11.9736%	11.7524%	426.684	3,573.316	31,471.419	268,532.031
64	500.000	89.3317	300,503.450	11.9752%	11.7528%	53.342	446.659	31,524.760	268,978.690
65	2,500.000	89.3279	303,003.450	11.9799%	11.7546%	266.803	2,233.198	31,791.563	271,211.887
66	2,000.000	89.3207	305,003.450	11.9890%	11.7562%	213.586	1,786.414	32,005.149	272,998.301
67	25,000.000	89.3199	330,003.450	11.9900%	11.7739%	2,670.025	22,329.975	34,675.174	295,328.276
68	3,000.000	89.3199	333,003.450	11.9900%	11.7758%	320.403	2,679.597	34,995.577	298,007.873
69	78.365	89.3199	333,081.815	11.9900%	11.7759%	8.369	69.996	35,003.946	298,077.869
70	5,000.000	89.3163	338,081.815	11.9945%	11.7791%	534.185	4,465.815	35,538.131	302,543.684
71	500.000	89.3163	338,581.815	11.9945%	11.7794%	53.419	446.582	35,591.550	302,990.265
72	4,000.000	89.3150	342,581.815	11.9961%	11.7820%	427.400	3,572.600	36,018.950	306,562.865
73	2,000.000	89.3119	344,581.815	12.0000%	11.7832%	213.762	1,786.238	36,232.712	308,349.103
74	2,000.000	89.3048	346,581.815	12.0090%	11.7845%	213.904	1,786.096	36,446.616	310,135.199
75	2,000.000	89.2889	348,581.815	12.0290%	11.7859%	214.222	1,785.778	36,660.838	311,920.977
76	2,500.000	89.2881	351,081.815	12.0300%	11.7877%	267.798	2,232.203	36,928.635	314,153.180
77	1,000.000	89.2881	352,081.815	12.0300%	11.7884%	107.119	892.881	37,035.754	315,046.061
78	5,000.000	89.2762	357,081.815	12.0449%	11.7920%	536.190	4,463.810	37,571.944	319,509.871
79	3,000.000	89.2761	360,081.815	12.0451%	11.7941%	321.717	2,678.283	37,893.661	322,188.154
80	4,000.000	89.2750	364,081.815	12.0464%	11.7968%	429.000	3,571.000	38,322.661	325,759.154
81	1,500.000	89.2725	365,581.815	12.0496%	11.7979%	160.913	1,339.088	38,483.574	327,098.241
82	5,000.000	89.2723	370,581.815	12.0498%	11.8013%	536.385	4,463.615	39,019.959	331,561.856
83	2,000.000	89.2722	372,581.815	12.0500%	11.8026%	214.556	1,785.444	39,234.515	333,347.300
84	1,000.000	89.2483	373,581.815	12.0800%	11.8033%	107.517	892.483	39,342.032	334,239.783
85	10,000.000	89.2444	383,581.815	12.0850%	11.8107%	1,075.560	8,924.440	40,417.592	343,164.223
86	500.000	89.2417	384,081.815	12.0884%	11.8111%	53.792	446.209	40,471.383	343,610.432
87	25,000.000	89.2404	409,081.815	12.0900%	11.8281%	2,689.900	22,310.100	43,161.283	365,920.532
88	250.000	89.2404	409,331.815	12.0900%	11.8283%	26.899	223.101	43,188.182	366,143.633
89	5,000.000	89.2368	414,331.815	12.0945%	11.8315%	538.160	4,461.840	43,726.342	370,605.473
90	750.000	89.2368	415,081.815	12.0945%	11.8319%	80.724	669.276	43,807.066	371,274.749
91	4,000.000	89.2350	419,081.815	12.0968%	11.8345%	430.600	3,569.400	44,237.666	374,844.149
92	15,000.000	89.2348	434,081.815	12.0970%	11.8435%	1,614.780	13,385.220	45,852.446	388,229.369
93	2,000.000	89.2325	436,081.815	12.0999%	11.8447%	215.350	1,784.650	46,067.796	390,014.019
94	1,000.000	89.2325	437,081.815	12.0999%	11.8453%	107.675	892.325	46,175.471	390,906.344

686th Auction of 12-Month Market Treasury Bill

Auction Date 11-Dec-24
 Settlement Date 12-Dec-24
 Maturity Date 11-Dec-25



Bid No.	Bid Amount Face Value	Bid Price Per Rs. 100	Running Total	Bid Yield Per Annum	Weighted Average Yield per Annum	Amount of Discount	Amount Realized	Discount Amount Cumulative	Amount Realized Cumulative
95	3,000.000	89.2086	440,081.815	12.1300%	11.8472%	323.742	2,676.258	46,499.213	393,582.602
96	3,000.000	89.2047	443,081.815	12.1350%	11.8492%	323.859	2,676.141	46,823.072	396,258.743
97	3,000.000	89.2007	446,081.815	12.1400%	11.8512%	323.979	2,676.021	47,147.051	398,934.764
98	1,000.000	89.2007	447,081.815	12.1400%	11.8518%	107.993	892.007	47,255.044	399,826.771
99	5,000.000	89.2000	452,081.815	12.1409%	11.8550%	540.000	4,460.000	47,795.044	404,286.771
100	4,000.000	89.1929	456,081.815	12.1498%	11.8576%	432.284	3,567.716	48,227.328	407,854.487
101	3,000.000	89.1929	459,081.815	12.1498%	11.8595%	324.213	2,675.787	48,551.541	410,530.274
102	2,000.000	89.1928	461,081.815	12.1500%	11.8608%	216.144	1,783.856	48,767.685	412,314.130
103	1,000.000	89.1928	462,081.815	12.1500%	11.8614%	108.072	891.928	48,875.757	413,206.058
104	1,095.000	89.1917	463,176.815	12.1513%	11.8621%	118.351	976.649	48,994.108	414,182.707
105	4,000.000	89.1740	467,176.815	12.1737%	11.8647%	433.040	3,566.960	49,427.148	417,749.667
106	5,000.000	89.1658	472,176.815	12.1840%	11.8681%	541.710	4,458.290	49,968.858	422,207.957
107	10,000.000	89.1650	482,176.815	12.1850%	11.8747%	1,083.500	8,916.500	51,052.358	431,124.457
108	500.000	89.1617	482,676.815	12.1892%	11.8750%	54.192	445.809	51,106.550	431,570.265
109	4,000.000	89.1611	486,676.815	12.1899%	11.8776%	433.556	3,566.444	51,540.106	435,136.709
110	3,000.000	89.1611	489,676.815	12.1899%	11.8795%	325.167	2,674.833	51,865.273	437,811.542
111	3,000.000	89.1610	492,676.815	12.1901%	11.8814%	325.170	2,674.830	52,190.443	440,486.372
112	1,000.000	89.1610	493,676.815	12.1901%	11.8820%	108.390	891.610	52,298.833	441,377.982
113	10,000.000	89.1551	503,676.815	12.1975%	11.8883%	1,084.490	8,915.510	53,383.323	450,293.492
114	5,000.000	89.1550	508,676.815	12.1976%	11.8913%	542.250	4,457.750	53,925.573	454,751.242
115	1,000.000	89.1531	509,676.815	12.2000%	11.8919%	108.469	891.531	54,034.042	455,642.773
116	1,000.000	89.1531	510,676.815	12.2000%	11.8925%	108.469	891.531	54,142.511	456,534.304
117	50,000.000	89.1377	560,676.815	12.2195%	11.9217%	5,431.150	44,568.850	59,573.661	501,103.154
118	3,000.000	89.1373	563,676.815	12.2200%	11.9233%	325.881	2,674.119	59,899.542	503,777.273
119	5,000.000	89.1294	568,676.815	12.2299%	11.9260%	543.530	4,456.470	60,443.072	508,233.743
120	30,000.000	89.1214	598,676.815	12.2400%	11.9417%	3,263.580	26,736.420	63,706.652	534,970.163
121	5,000.000	89.1214	603,676.815	12.2400%	11.9442%	543.930	4,456.070	64,250.582	539,426.233
122	5,000.000	89.1150	608,676.815	12.2481%	11.9467%	544.250	4,455.750	64,794.832	543,881.983
123	1,000.000	89.1135	609,676.815	12.2500%	11.9472%	108.865	891.135	64,903.697	544,773.118
124	1,000.000	89.1135	610,676.815	12.2500%	11.9477%	108.865	891.135	65,012.562	545,664.253
125	2,000.000	89.1056	612,676.815	12.2600%	11.9487%	217.888	1,782.112	65,230.450	547,446.365
126	10,000.000	89.0996	622,676.815	12.2676%	11.9538%	1,090.040	8,909.960	66,320.490	556,356.325
127	7,000.000	89.0947	629,676.815	12.2737%	11.9574%	763.371	6,236.629	67,083.861	562,592.954
128	5,000.000	89.0898	634,676.815	12.2799%	11.9599%	545.510	4,454.490	67,629.371	567,047.444
129	1,000.000	89.0818	635,676.815	12.2900%	11.9604%	109.182	890.818	67,738.553	567,938.262
130	30,000.000	89.0740	665,676.815	12.2999%	11.9757%	3,277.800	26,722.200	71,016.353	594,660.462
131	300.000	89.0739	665,976.815	12.3000%	11.9759%	32.778	267.222	71,049.131	594,927.684
132	2,000.000	89.0581	667,976.815	12.3200%	11.9769%	218.838	1,781.162	71,267.969	596,708.846
133	5,000.000	89.0502	672,976.815	12.3300%	11.9795%	547.490	4,452.510	71,815.459	601,161.356
134	2,000.000	89.0423	674,976.815	12.3400%	11.9806%	219.154	1,780.846	72,034.613	602,942.202
135	1,000.000	89.0423	675,976.815	12.3400%	11.9811%	109.577	890.423	72,144.190	603,832.625
136	15,000.000	89.0383	690,976.815	12.3450%	11.9890%	1,644.255	13,355.745	73,788.445	617,188.370
137	10,000.000	89.0354	700,976.815	12.3487%	11.9942%	1,096.460	8,903.540	74,884.905	626,091.910
138	1,000.000	89.0344	701,976.815	12.3500%	11.9947%	109.656	890.344	74,994.561	626,982.254
139	300.000	89.0344	702,276.815	12.3500%	11.9948%	32.897	267.103	75,027.458	627,249.357
140	600.000	88.9949	702,876.815	12.4000%	11.9952%	66.031	533.969	75,093.488	627,783.327
141	300.000	88.9949	703,176.815	12.4000%	11.9953%	33.015	266.985	75,126.504	628,050.311

686th Auction of 12-Month Market Treasury Bill
Auction Date 11-Dec-24
Settlement Date 12-Dec-24
Maturity Date 11-Dec-25

12M

Bid No.	Bid Amount Face Value	Bid Price Per Rs. 100	Running Total	Bid Yield Per Annum	Weighted Average Yield per Annum	Amount of Discount	Amount Realized	Discount Amount Cumulative	Amount Realized Cumulative
142	10,000.000	88.9727	713,176.815	12.4281%	12.0014%	1,102.730	8,897.270	76,229.234	636,947.581
143	5,000.000	88.9712	718,176.815	12.4300%	12.0044%	551.440	4,448.560	76,780.674	641,396.141
144	200.000	88.9712	718,376.815	12.4300%	12.0045%	22.058	177.942	76,802.731	641,574.084
145	200.000	88.9633	718,576.815	12.4400%	12.0046%	22.073	177.927	76,824.805	641,752.010
146	1,000.000	88.9554	719,576.815	12.4500%	12.0053%	110.446	889.554	76,935.251	642,641.564
147	300.000	88.9554	719,876.815	12.4500%	12.0054%	33.134	266.866	76,968.385	642,908.430
148	2,000.000	88.9367	721,876.815	12.4737%	12.0067%	221.266	1,778.734	77,189.651	644,687.164
149	200.000	88.9238	722,076.815	12.4901%	12.0069%	22.152	177.848	77,211.803	644,865.012
150	10,000.000	88.9182	732,076.815	12.4972%	12.0136%	1,108.180	8,891.820	78,319.983	653,756.832
151	300.000	88.9160	732,376.815	12.4999%	12.0138%	33.252	266.748	78,353.235	654,023.580
152	1,000.000	88.9042	733,376.815	12.5149%	12.0144%	110.958	889.042	78,464.193	654,912.622
153	5,000.000	88.8923	738,376.815	12.5300%	12.0179%	555.385	4,444.615	79,019.578	659,357.237
154	300.000	88.8766	738,676.815	12.5499%	12.0182%	33.370	266.630	79,052.948	659,623.867
155	200.000	88.8451	738,876.815	12.5899%	12.0183%	22.310	177.690	79,075.258	659,801.557
156	5,000.000	88.8372	743,876.815	12.6000%	12.0222%	558.140	4,441.860	79,633.398	664,243.417
157	5,000.000	88.7585	748,876.815	12.7001%	12.0267%	562.075	4,437.925	80,195.473	668,681.342
158	5,000.000	88.6801	753,876.815	12.7999%	12.0319%	565.995	4,434.005	80,761.468	673,115.347
159	5,000.000	88.6017	758,876.815	12.9000%	12.0376%	569.915	4,430.085	81,331.383	677,545.432
160	5,000.000	88.5235	763,876.815	13.0000%	12.0439%	573.825	4,426.175	81,905.208	681,971.607
Total	763,876.815					81,905.208	681,971.607		