

Business Confidence Survey-Dec 2024

(This survey was conducted from December 2 to 13, 2024, with a total of 496 respondents. The number presented are diffusion Indices (DI*) except for Figure 5, where average capacity utilization is reported)

Business confidence showed an improvement in December, 2024.

Fig 1: Business Confidence

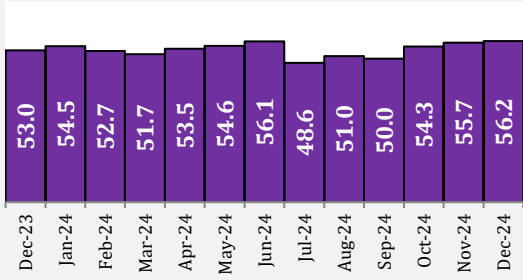


Fig 2: Views on Current and Expected Business Confidence

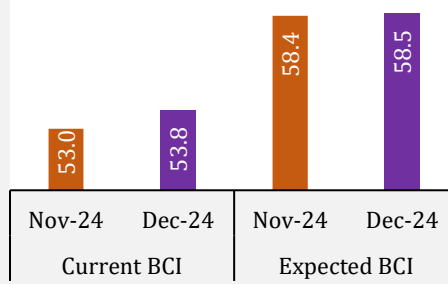
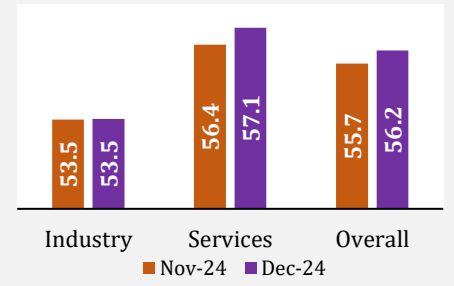


Fig 3: Sector Wise Business Confidence



Purchasing managers indicate a slight moderation in activity however; level of capacity utilization improved marginally.

Fig 4: Purchasing Managers Views

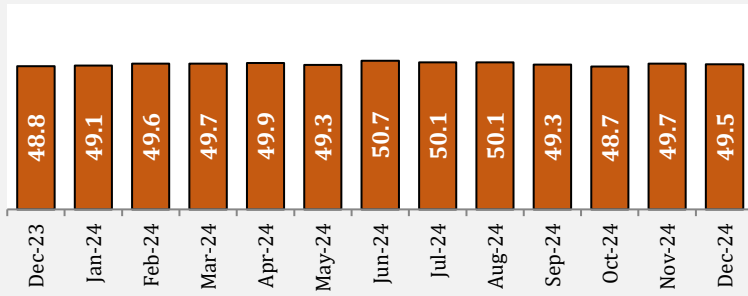
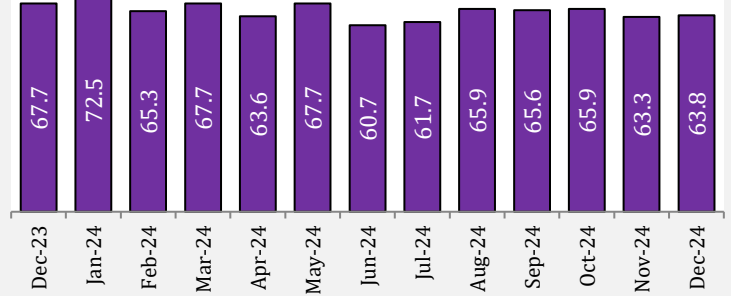


Fig 5: Average Current Capacity Utilization of Manufacturing(%)



Views on inflation expectations indicate some uptick. Businesses foresee higher input and selling prices in the next six months, while the services sector expects moderation in both.

Fig 6: Views on Inflation Expectation

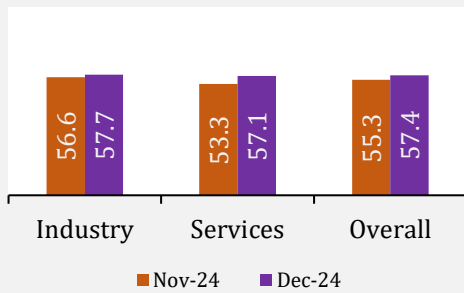


Fig 7: Expectation of Input Prices

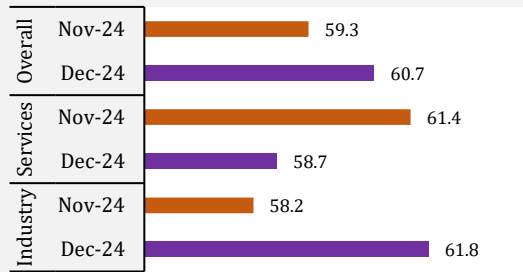
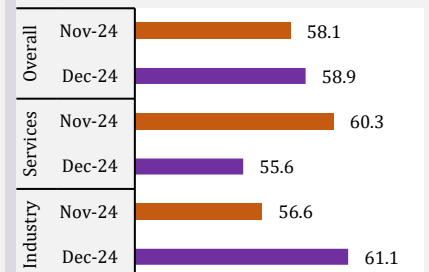


Fig 8: Expectation of Selling Prices



Industry reports subpar current employment while services sector indicates marginal improvement. In the next 6 months, there is a general view of some further improvement.

Fig 9: Current Employment

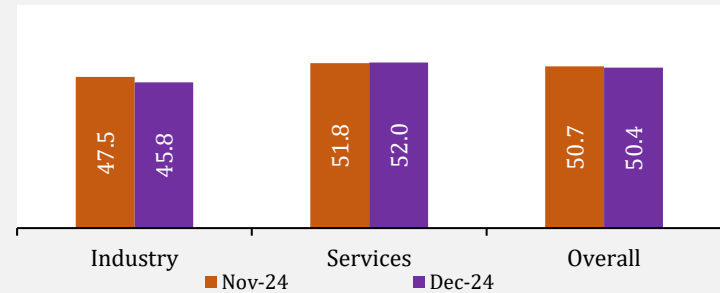
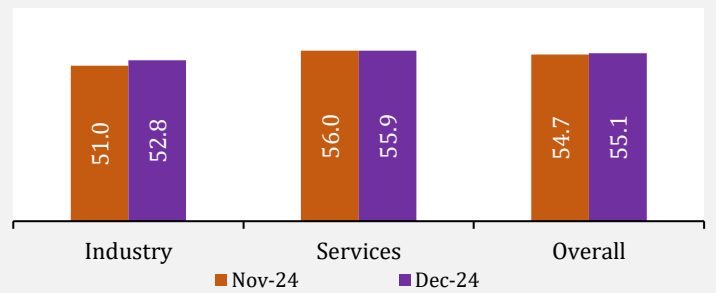


Fig 10: Expected Employment



*DI > 50 indicates that positive/ increasing views are more than negative/ declining views. DI = 50 indicates that positive/ increasing views and negative/ declining views are equal. DI < 50 indicates that positive/ increasing views are less than negative/ declining views. Both current and expected variables are assessed over the past or next six months.

Note: For more details of the survey, visit SBP website <https://www.sbp.org.pk/research/BCS.asp>