

PMYBL Quarterly Review

As of June 30th, 2016

Team Leader

Ghulam Muhammad Abbasi

ghulam.muhammad@sbp.org.pk

Members

Prepared by:

Sabeen Raja

sabeen.raja@sbp.org.pk

Reviewed by:

Imran Ahmad

imran.ahmad@sbp.org.pk

Akhtiar Ahmed

akhtiarahmed@sbp.org.pk

For feedback/queries:

smefd@sbp.org.pk

DISCLAIMER

Whilst every effort has been made to ensure the quality and accuracy of the data/information provided in this document, the State Bank of Pakistan makes no warranty concerning the contents of this review. The contents and comments are provided for educational purposes as well as for general information only. In no event will the State Bank, its affiliates or other stake holders be liable for any mistakes.



Infrastructure, Housing & SME Finance Department

Contents

Table of Charts	3
Executive Summary.....	4
Status of Prime Minister’s Youth Business Loans Scheme	5
Sanctioned Applications under PMYBL.....	6
Gender wise Regional Position:	7
Details of Disbursements:	8
Quarterly Trend on Disbursements	10
Quarterly Trend on Sanctioned Amounts.....	10

Table of Charts

CHART 1: GENDER WISE STATUS OF APPLICATIONS	7
CHART 2: REGION WISE POSITION OF PMYBL	7
CHART 3: GENDER WISE REGIONAL POSITION	7
CHART 4: QUARTERLY TREND OF DISBURSED AMOUNTS	10
CHART 5: QUARTERLY TREND OF SANCTIONED AMOUNTS	10

Executive Summary

Under PMYBL¹ Scheme, loans up to Rs. 2,000,000 are being provided through the banking system at service charges of 6 percent per annum to unemployed youth for establishing or extending business enterprises. The rate of return for banks working as Executing Agencies (EAs) for PMYBL is one year KIBOR+500 bps with KIBOR to be reset every year. Portfolio risk coverage of up to 5 percent is also available under the Scheme for EAs.

During Apr-Jun, 2016 quarter, with addition of one more bank i.e. Bank Alfalah Limited, number of PMYBL executing agencies increased to eighteen. Among eighteen (18) EAs, three (03) are public sector banks (National Bank of Pakistan, First Women Bank and Sindh Bank) and fifteen (15) are private banks (Habibmetro Bank, Habib Bank, Bank Al Habib, Albaraka Bank, Summit Bank, Meezan Bank, Soneri Bank, United Bank, Askari Bank, Allied Bank, MCB Bank, JS Bank, Dubai Islamic Bank (Pakistan), Faysal Bank and Bank Alfalah).

PMYBL data indicates that 7,679 PMYBL applications were received by the Executing Agencies (participating banks) under the Scheme during the quarter under review. As of 30th June, 2016, with addition of these 7,679 applications, cumulative number of applications received under PMYBL reached to 71,644. Among 71,644 applications, share of male and female applications was 86 percent and 14 percent respectively. As of 30th June 2016, an aggregate amount of Rs. 17,219 million had been sanctioned, which is Rs. 680 million higher than that of March 31, 2016. In the quarter under review, NBP sanctioned Rs. 524 million while remaining EAs sanctioned Rs. 156.2 million.

During Apr-Jun, 2016 quarter, fresh disbursements of Rs. 715 million were made to 656 borrowers. With this addition, cumulative disbursements under PMYBL increased to Rs. 8,145 million recording a growth of 10 percent over Mar-16 quarter. Total number of PMYBL beneficiaries was 8,472 at the end of June-2016 quarter. Out of cumulative disbursements of Rs. 8,145 million, NBP disbursed Rs. 7,775 million or 95 percent of total disbursements, while other eleven EAs disbursed only Rs. 370 million.

¹ PMYBL: Prime Minister's Youth Business Loans

Status of Prime Minister's Youth Business Loans Scheme

During quarter under review, Bank Alfalah Limited also launched financing under PMYBL Scheme. As of June 30th, 2016, with addition of Bank Alfalah, total number of PMYBL EAs increased to eighteen (18) including three (3) public sector banks and fifteen (15) private banks.

PMYBL data indicates that during Apr-Jun, 2016 quarter, 7,679 PMYBL applications were received by the Executing Agencies under the Scheme registering a growth of 12 percent over March-16 quarter. NBP was the lead contributor towards this growth since in June 2016 month alone, NBP reported receipt of 7,353 applications. As of 30th June, 2016, with addition of fresh 7,679 applications, cumulative number of applications received under PMYBL reached to 71,644. Out of 71,644 applications, 61,689 (86

S. No.	Banks	No. of Received Applications		Q-o-Q Change	
		June 2016	March 2016	Number	%
1	National Bank of Pakistan	70,317	62,964	7,353	12%
2	First Women Bank Limited	527	510	17	3%
3	Meezan Bank Limited	281	179	102	57%
4	United Bank Limited	211	171	40	23%
5	Summit Bank Limited	125	19	106	558%
6	Bank Al Habib Limited	42	20	22	110%
7	Albaraka Bank Limited	36	17	19	112%
8	Habib Bank Limited	29	28	1	4%
9	Sindh Bank Limited	27	22	5	23%
10	Askari Bank Limited	15	11	4	36%
11	Allied Bank Limited	12	12	-	-
12	JS Bank Limited	9	9	-	-
13	Bank Alfalah Limited	9	-	9	-
14	Soneri Bank Limited	2	2	-	-
15	Habib Metropolitan Bank	1	1	-	-
16	Dubai Islamic Bank Limited	1	-	1	-
17	Faysal Bank Limited	-	-	-	-
18	MCB Bank Limited	-	-	-	-
Total		71,644	63,965	7,679	12%

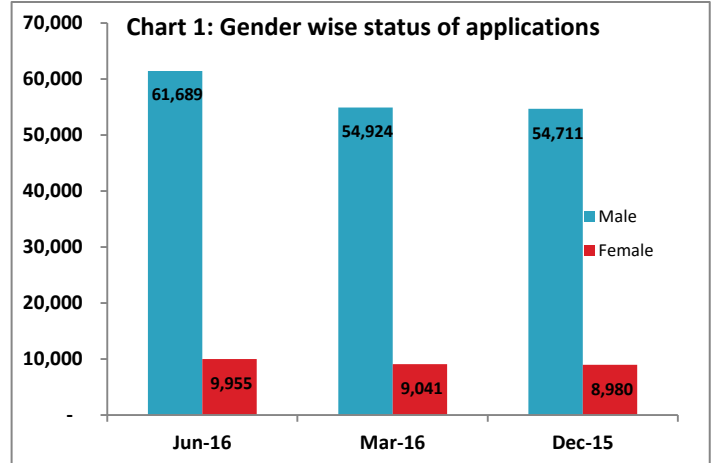
percent) applications were received from male applicants while 9,955 (14 percent) applications were received from female applicants. Bank-wise break up of received applications including comparison with last quarter is detailed in **Table No 1**.

Sanctioned Applications under PMYBL:

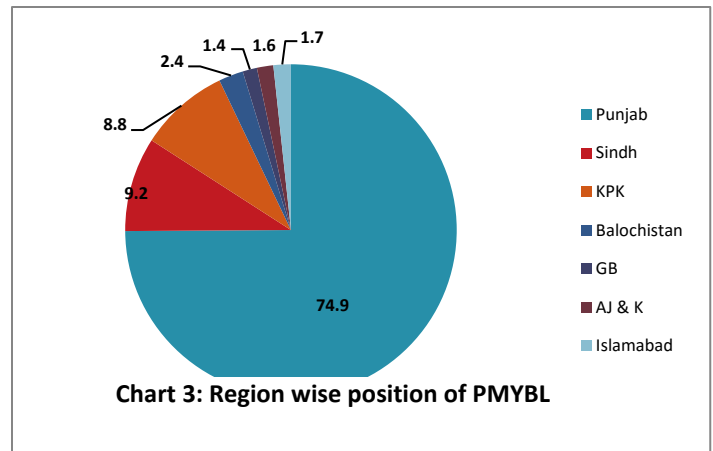
Since launch of the PMYBL Scheme, an aggregate number of 16,951 applications had been sanctioned and an amount of Rs 17,219 million had been sanctioned up to June 30, 2016. During the quarter under review, NBP sanctioned Rs. 524 million, and remaining EAs sanctioned Rs. 156 million. Private Banks' sanctions were 123 percent higher in terms of number of applications and 103 percent higher in terms of sanctioned amount when compared with position of previous quarter (**Table No 2**). Meezan Bank Limited sanctioned an amount of Rs. 106 million so far which made it the third largest bank after NBP and FWBL in terms of sanctions. Collectively, those sanctions were 4 percent higher in terms of sanctioned amount and 7 percent higher in terms of number of applications than the position as of 31st March, 2016.

Table No 2: Details of Sanctioned Applications (Amount in Million Rs.)							
S. No.	Banks	Jun-16		Mar-16		Q-o-Q Change	
		Number	Amount	Number	Amount	Number	Amount
1	National Bank of Pakistan	16,477	16,714	15,756	16,190	6%	3%
2	First Women Bank Limited	184	216	173	203	25%	6%
3	Meezan Bank Limited	121	106	63	48	92%	119%
4	United Bank Limited	31	39	19	24	63%	61%
5	Summit Bank Limited	73	59	14	20	421%	193%
6	Sindh Bank Limited	13	22	9	15	44%	49%
7	Bank Al Habib Limited	13	24	8	15	63%	66%
8	Allied Bank Limited	6	6	6	6	-	-
9	Askari Bank Limited	6	5	5	5	20%	14%
10	Albaraka Bank Limited	20	17	5	6	300%	189%
11	Habib Bank Limited	4	6	3	6	33%	5%
12	JS Bank Limited	2	3	1	2	100%	70%
13	Habib Metro Bank	-	-	-	-	-	-
14	Soneri Bank Limited	-	-	-	-	-	-
15	DIBPL	-	-	-	-	-	-
16	Bank Alfalah Limited	-	-	-	-	-	-
17	MCB Bank Limited	-	-	-	-	-	-
18	Faysal Bank Limited	-	-	-	-	-	-
	Total	16,951	17,219	16,062	16,539	7%	4%

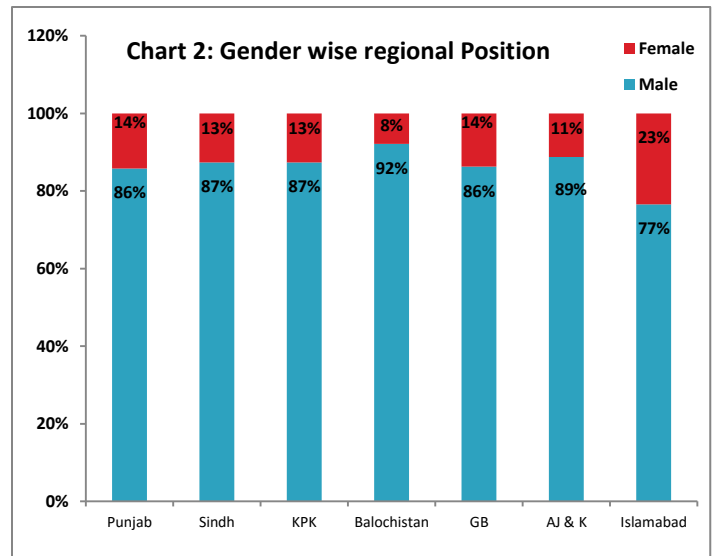
Gender-wise status of applications: During the quarter under review, number of applications received from male and female applicants was 6,765 and 914 respectively as against the number of male and female applications of 213 and 61 respectively during the Jan-Mar, 2016 quarter. Out of total 71,644 completed applications received in banks (**Chart 1**), 61,689 applications or 86 percent were received from male applicants while 9,955 applications or 14 percent of total applications were received from female applicants.



Region wise Position of PMYBL: As of 30th June, 2016, out of cumulative number of received applications, 75 percent were from Punjab, while 9 percent were from each of KPK² and Sindh, around 2 percent from each of AJK³, Islamabad and Baluchistan and 1 percent from GB⁴ (**Chart 2**). As compared to the previous quarter, in the quarter under review, share of applications received showed almost similar pattern.



Gender wise Regional Position: Chart 3 shows the gender-wise position in different regions based on the number of female applications viz-a-viz male applications received in each region. As per gender-wise bifurcation of applications received in each region, maximum ratio of female applicants was witnessed in Islamabad region with 23 percent, while the lowest female participation was recorded at 8 percent in Baluchistan. In Punjab, share of female



² KPK: Khyber Pakhtunkhaw
³ AJK: Azad Jammu & Kashmir
⁴ GB: Gilgit-Baltistan

applications in total applications was 14 percent, in KPK 13 percent, in Sindh 13 percent, in Gilgit-Baltistan 16 percent and in AJK, the share of female applicants was 11 percent.

Details of Disbursements:

Table No 3: Details of Disbursements (Amount in Million Rs.)								
S. N	Banks	Date of launch of PMYBL	Jun-16		Mar-16		Q-o-Q Change	
			Number	Amount	Number	Amount	Number	Amount
1	National Bank of Pakistan	Dec, 2013	8,130	7,775	7,604	7,195	7%	8%
2	First Women Bank	Dec, 2013	138	157	121	140	14%	12%
3	Meezan Bank Limited	July, 2015	92	75	43	30	114%	147%
4	Summit Bank Limited	June, 2015	34	41	10	14	240%	198%
5	United Bank Limited	Aug, 2015	20	26	9	12	122%	123%
6	Bank Alhabib	Apr, 2015	13	24	8	15	63%	66%
7	Sindh Bank Limited	Jan, 2015	10	16	5	6	100%	146%
8	Allied Bank Limited	Oct, 2015	6	6	5	5	20%	22%
9	Askari Bank	Aug, 2015	4	4	4	4	0%	0%
10	Albaraka	Feb, 2015	20	14	3	2	567%	811%
11	Habib Bank Limited	Feb, 2015	3	5	3	5	-	-
12	JS Bank Ltd	Oct, 2015	2	3	1	2	100%	70%
13	Habibmetro Bank	Feb, 2015	-	-	-	-	-	-
14	Soneri Bank Limited	Aug, 2015	-	-	-	-	-	-
15	DIBPL	Oct, 2015	-	-	-	-	-	-
16	Bank Alfalah Limited	Dec, 2015	-	-	-	-	-	-
17	MCB Bank Limited	Oct, 2015	-	-	-	-	-	-
18	Faysal Bank Limited	Feb, 2016	-	-	-	-	-	-
Total			8,472	8,145	7,816	7,429	8%	10%

As of June 30, 2016, total disbursements made by banks were Rs. 8,145 million, out of which Rs. 7,775 million were disbursed by NBP, Rs. 157 million by FWBL, while remaining EA disbursements were Rs. 214 million (**Table No 3**). During Apr-Jun, 2016 quarter, fresh disbursements of Rs 716 million were made, thereby recording a growth of 10 percent over Jan-Mar, 2016 quarter. As regards number of loans disbursed is concerned, with the addition of 656 fresh loans, cumulative number of PMYBL beneficiaries reached to 8,472 at the end of Jun-2016 quarter thereby registering a growth of 8 percent. NBP has so far disbursed to 8,130 loans or 96 percent of total disbursed loans, while remaining EAs have so far disbursed 342 loans or 4% of total loans. Bifurcation of fresh loans disbursed during the quarter reflected that out of 656 loans, NBP share was 526 loans or 80 percent of total loans disbursed followed

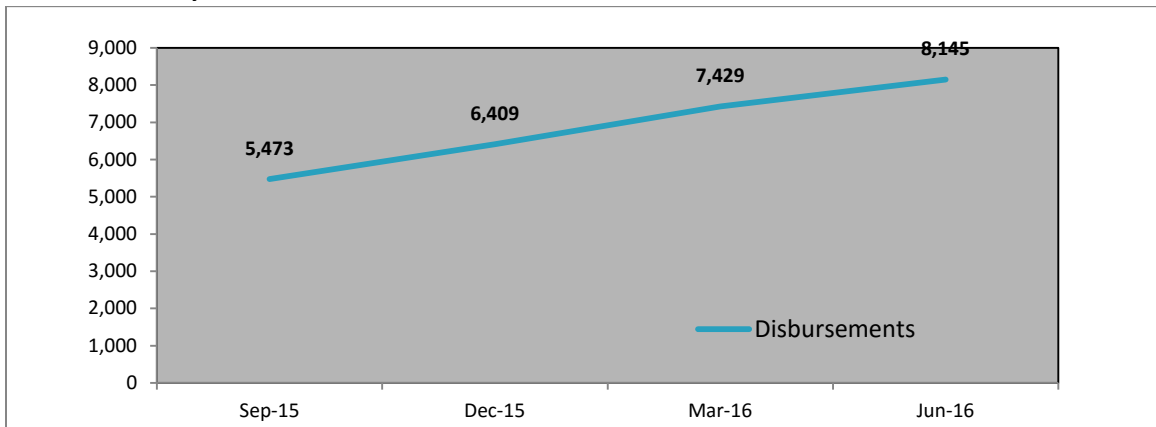
by Meezan Bank with 49 cases, Summit Bank with 24 cases and 17 cases by each of FWBL & Albaraka Bank respectively.

Annexure-A

Quarterly Trend on Disbursements

Table No 4: Quarterly Trend on Disbursements (Amount in Million Rs.)		
Period	Disbursements	Q-o-Q Change
Sep-15	5,473	-
Dec-15	6,409	17%
Mar-16	7,429	16%
Jun-16	8,145	10%

Chart 4: Quarterly Trend of Disbursed Amounts



Quarterly Trend on Sanctioned Amounts

Table No 5: Quarterly Trend on Sanctions (Amount in Million Rs.)		
Period	Sanctions	Q-o-Q Change
Sep-15	16,085	-
Dec-15	16,221	1%
Mar-16	16,539	2%
Jun-16	17,219	4%

Chart 5: Quarterly Trend of Sanctioned Amounts

